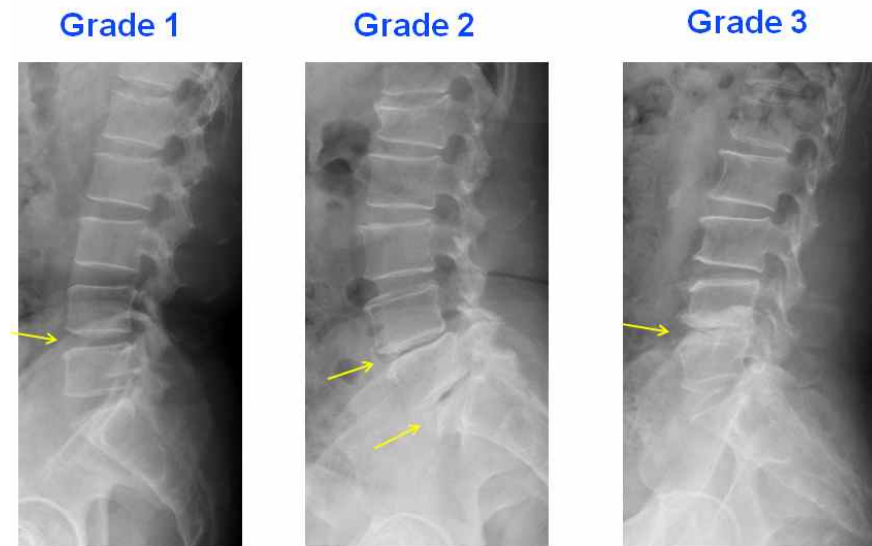


1. 요추 퇴행성 질환의 질환별 단계별 영상 데이터 수집

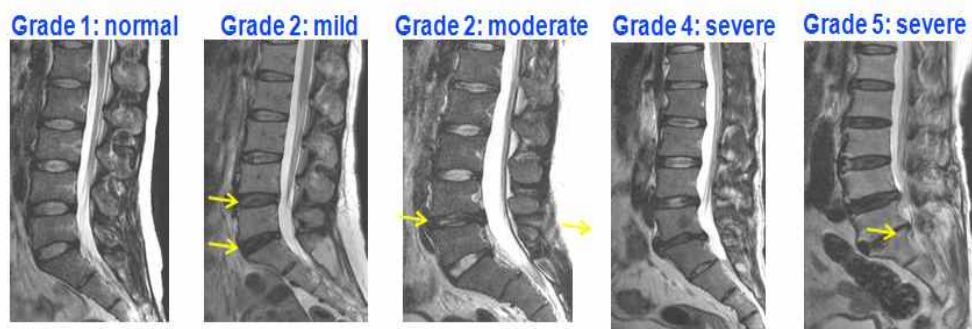
1.1 Reduction of disc height

- Grade 1 5 명, Grade 2 5 명, Grade 3 5 명의 질환 자료 수집(총 15 명)



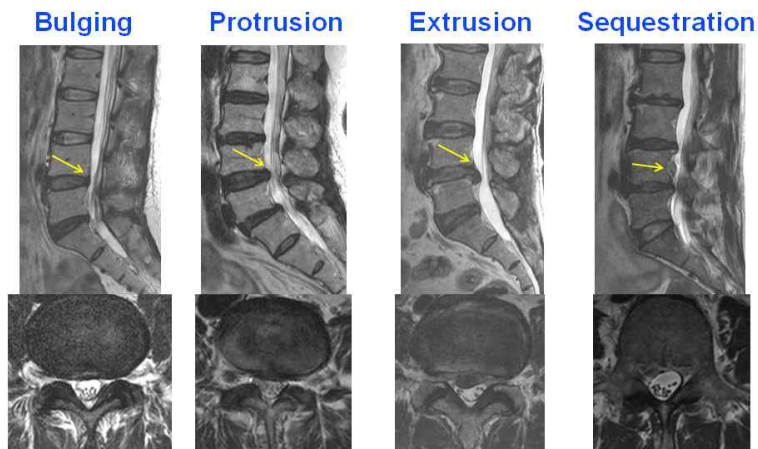
1.2 Disc Degeneration

- Grade 2 5 명, Grade 3 5 명, Grade 4 5 명, Grade 5 5 명의 질환 자료 수집(총 20 명)



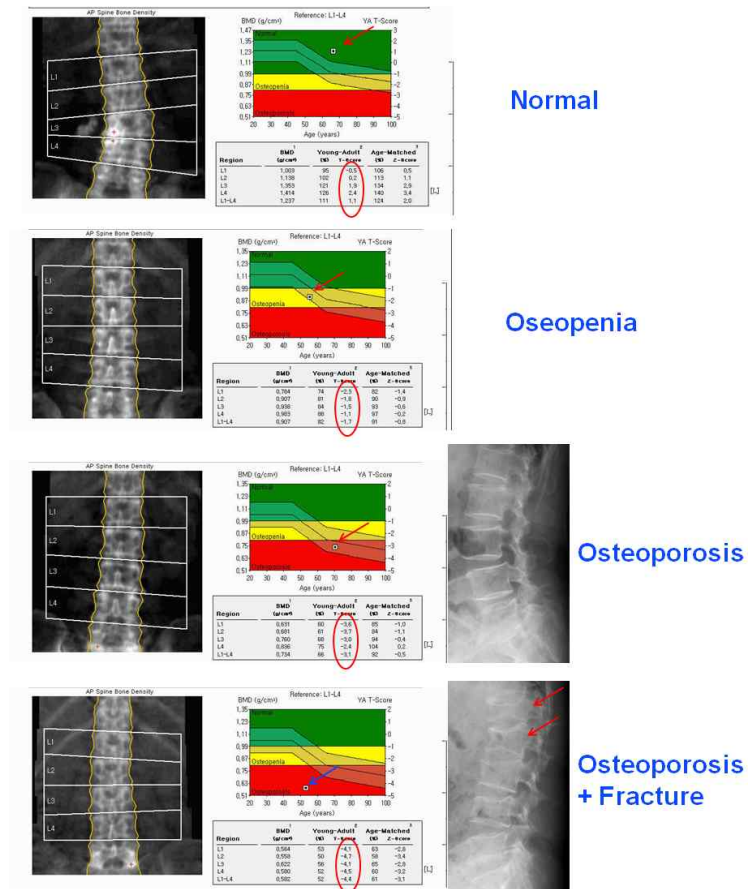
1.3 Disk herniation

- Bulging 5 명, Protrusion 5 명, Extrusion 5 명, Sequestration 5 명의 질환 자료 수집(총 20 명)



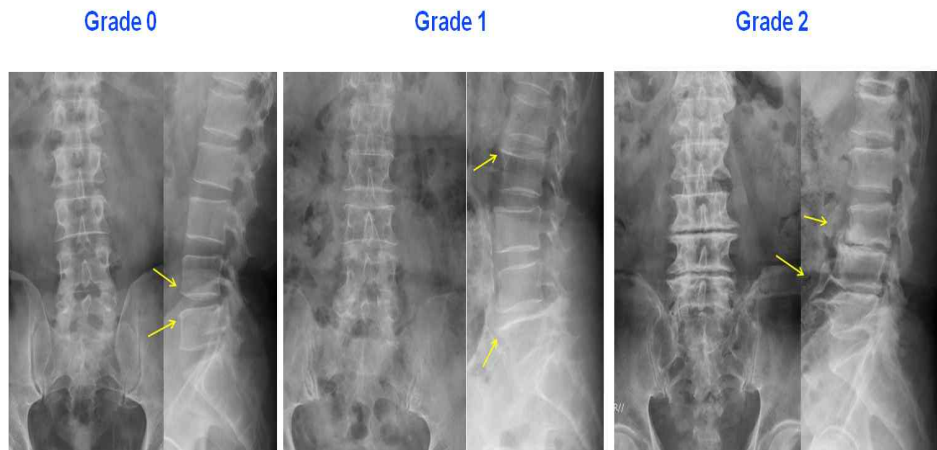
1.4 Osteoporosis

- Normal 5 명, Osteopenia 5 명, Osteoporosis 5 명, Osteoporosis & Fracture 5 명의 질환 자료 수집(총 20 명)



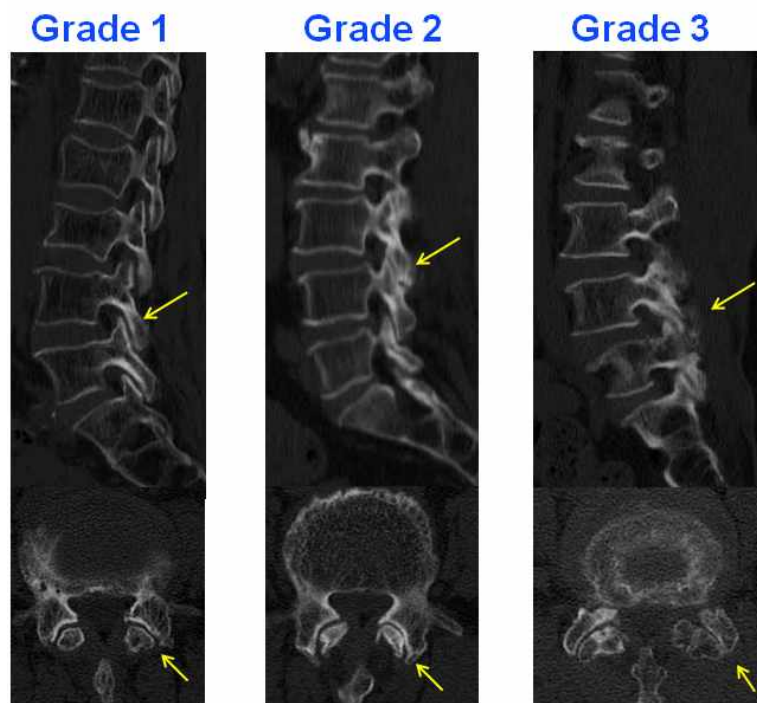
1.5 Osteophyte

- Grade 0 5 명, Grade 1 5 명, Grade 2 5 명의 질환 자료 수집(총 15 명)



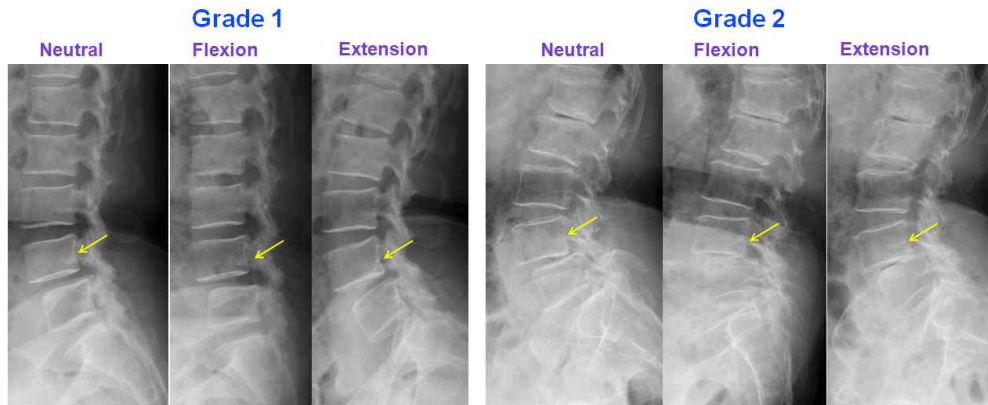
1.6 Facet joint degeneration

- Grade 1 5 명, Grade 2 5 명, Grade 3 5 명의 질환 자료 수집(총 15 명)



1.7 Spondylolisthesis

- Grade 1 5 명, Grade 2 3 명의 질환 자료 수집(총 8 명)



1.8 Endplate sclerosis

- Grade 1 5 명, Grade 2 5 명, Grade 3 5 명의 질환 자료 수집(총 15 명)

